

IOT Based Weather Monitoring System

Admane Komal ,Shinde Sonu, Supe Tejswini, Tuwar Vaishnavi

Department of E&TC Engineering Amrutvahini College of Engineering, Sangamner, MH
(India)

[1 komaladmane212@gmail.com](mailto:1komaladmane212@gmail.com), [2 sonu9.shinde@gmail.com](mailto:2sonu9.shinde@gmail.com), 3supetejasvini62@gmail.com
[3 vaishnavituwar555@gmail.com](mailto:3vaishnavituwar555@gmail.com)

ABSTRACT:

Climate is the condition of the air, to the extent that it is hot or cool, wet or dry, quiet or stormy, clear or shady. Most climate wonders happen in the troposphere, just beneath the stratosphere. Climate for the most part alludes to everyday temperature and precipitation action, though atmosphere is the term for the normal environmental conditions over longer timeframes. At the point when utilized without capability, "climate", is comprehended to mean the climate of earth. Checking the climate conditions physically is troublesome. The present work is to build up a robotized framework which screens the climate condition. The climate condition is driven via pneumatic stress (temperature and dampness) contrasts between one place and another. These weight and temperature contrasts can happen because of the sun point at a specific spot. Through this framework we can naturally gather the data about mugginess and temperature. The subtleties are put away in a database and as per present and past information we can create the outcomes in graphical way in the framework. The target of this paper is to figure the climate and have the capacity to estimate the climate without human blunder.

Keywords: Weather monitoring, Arduino UNO, IOT, Thing speak, Cloud, Wireless network, Smart city, temperature and humidity sensor, pressure sensor, rain sensor, Buzzer, LCD Display.

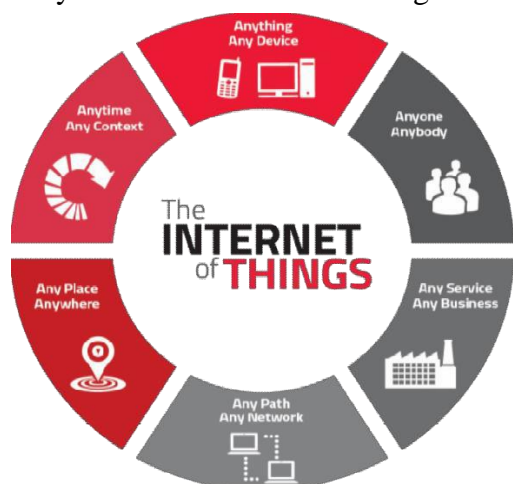
[1] INTRODUCTION

The Internet of things (IOT) is an arrangement of physical things implanted sensors, programming, gadgets and network to enable it to perform better by trading data with other associated gadgets, the administrator or the manufacturer. IOT portrays a framework where things in the

physical world, and sensors inside or joined to these things, are associated with the web by means of remote and wired web association. The web of things will associate both lifeless and living things.

Present innovations in technology mainly focus on controlling and monitoring of different activities. These are increasingly emerging to reach the human needs. Most of this technology is focused on efficient monitoring and controlling different activities. An efficient environmental monitoring system is required to monitor and assess the conditions in case of exceeding the prescribed level of parameters (e.g., noise, CO and radiation levels).

When the objects like environment equipped with sensor devices,



microcontroller and various software applications becomes a self-protecting and self-monitoring environment and it is also called as smart environment.

In such environment when some event occurs the alarm or LED alerts automatically. The effects due to the environmental changes on animals, plants and human beings can be monitored and controlled by smart environmental monitoring system. By using embedded intelligence into the environment makes the environment interactive with other objectives, this is one of the application that smart environment targets.

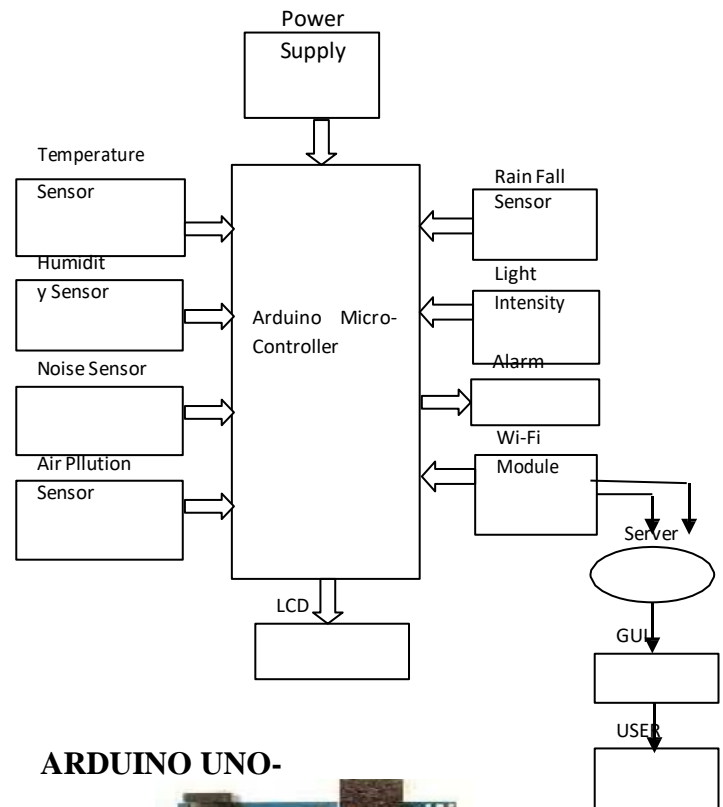
Human needs demands different types of monitoring systems these are depends on the type of data gathered by the sensor devices. Event Detection based and Spatial Process Estimation are the two categories to which applications are classified. Initially the sensor devices are deployed in environment to detect the parameters (e.g., Temperature, Humidity, Pressure, LDR, noise, Rain fall, CO and etc.) while the data acquisition, computation and controlling action (e.g., the variations in the noise and CO levels with respect to the specified.

Sensor devices are placed at different locations to collect the data to predict the behavior of a particular area of interest. The main aim of the this paper is to design and implement an efficient monitoring system through which the required parameters are monitored remotely using internet and the data gathered from the sensors are stored in the cloud and to project the estimated trend on the web browser.

A solution for monitoring the noise and CO levels i.e., any parameter value crossing its threshold value ranges, for example CO levels in air in a particular area exceeding the normal levels etc., in the environment using wireless embedded computing system is proposed in this

paper. The solution also provides an intelligent remote monitoring for a particular area of interest. In this paper we also present a trending results of collected or sensed data with respect to the normal or specified ranges of particular parameters. The embedded system is an integration of sensor devices, wireless communication which enables the user to remotely access the various parameters and store the data in cloud.

[2]SYSTEM ARCHITECHTURE BLOCK DIAGRAM



ARDUINO UNO-



"Uno" signifies one in Italian and is named to check the up and coming arrival of Arduino 1.0. The Uno and form 1.0 will be the reference adaptations of Arduino, pushing ahead. r. It's an open-source


physical registering stage dependent on a straightforward miniaturized scale controller board, and an advancement situation for composing programming for the board. Arduino can be utilized to create intelligent items, taking contributions from an assortment of switches or sensors, and controlling an assortment of lights, engines, and other physical outputs. It has 14 advanced info/yield pins (of which 6 can be utilized as PWM yields), 6 simple data sources, a 16 MHz artistic resonator, a USB association, a power jack, an ICSP header, and a reset catch. It contains everything expected to help the microcontroller; just interface it to a PC with a USB link or power with an AC-DC connector or battery to begin. Every one of the modules in the circuit are associated with Arduino module. Sensors are associated with Arduino UNO board for observing, ADC will change over the relating sensor perusing to its advanced esteem and from that esteem the comparing natural parameter will be assessed.

Wi-Fi Module



Here we used ESP8266 Wi-Fi module which is having TCP/IP protocol stack integrated on chip. So that it can provide any microcontroller to get connected with Wi-Fi network. ESP8266 is a preprogrammed SOC and any microcontroller has to communicate with it through UART interface. It works with a supply voltage of 3.3v. The module is configured with AT commands and the microcontroller should be programmed to send the AT commands in a required sequence to configure the module in client mode. The module can be used in both client and server modes.

Temperature Sensor



DHT 11 sensor is utilized to quantify the temperature and dampness from the Surrounding.

LDR Light-Dependent Resistor



A LDR is a segment that has a (variable) obstruction that changes with the light force that falls upon it. This enables them to be utilized in light detecting circuits. A light-needy resistor (LDR) is a light-controlled variable resistor. The obstruction of this abatements with expanding occurrence light force; as such, it shows photograph conductivity. A LDR can be connected in light-touchy indicator circuits, and light-and dim actuated exchanging circuits. A LDR is made of a high opposition semiconductor. In obscurity, a LDR can have an obstruction as high as a couple uber ohms ($M\Omega$), while in the light, a LDR can have an opposition as low as a couple of hundred ohms. On the off chance that occurrence light on a LDR surpasses a specific recurrence, photons consumed by the semiconductor give bound electrons enough vitality to hop into the conduction band.

Rain Detection Sensor



It is utilized for the identification of rain. It can likewise be utilized for estimating the force of the rain. It has both advanced yield just as simple yield. This module estimates the dampness through simple yield stick and when the edge of dampness surpasses excessively it gives a computerized yield. The more water or the lower opposition implies bring down yield voltage. Though, the less water implies higher opposition, i.e., high yield voltage on the simple stick. For instance a totally dry board will make the module yield five volts.

Air Pollution Sensor



Air Pollution are utilized to gauge the Air contamination level in the specific area. MQ 135 air quality sensor is utilized to screen the air contamination

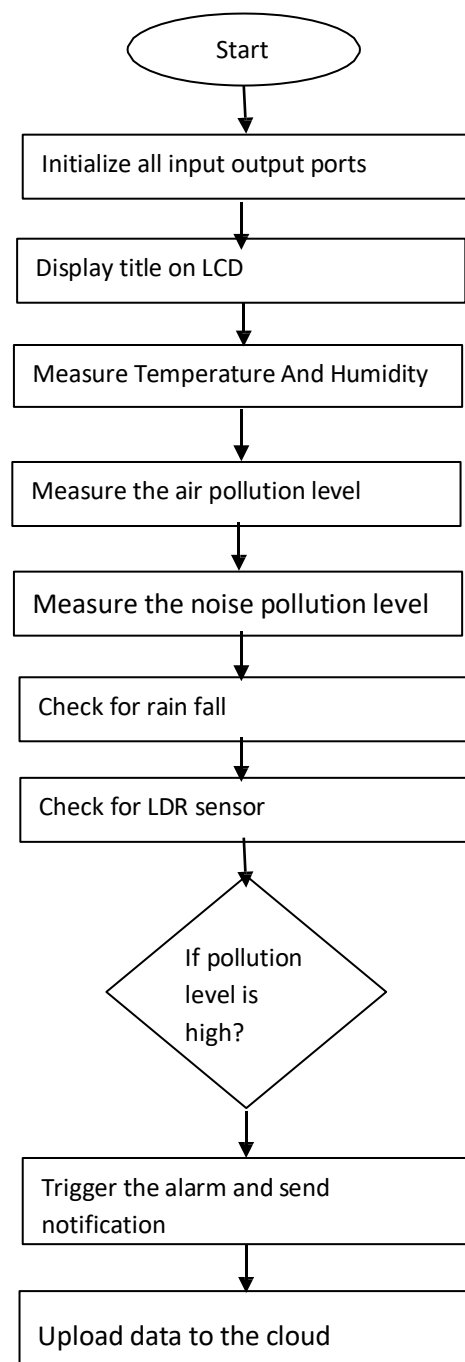
Sound Sensor



The Sound Sensor recognizes the decibel level: the non-abrasiveness or din of a sound. The Sound Sensor recognizes both dB and dBA. dBA: the sounds human ears can hear. dB: all real stable, including sounds excessively high or low for the human ear to hear. The Sound Sensor can quantify sound weight levels up to 90 dB – about the dimension of a

lawnmower. For correlation, 4-5% resembles a quiet lounge room and 5-10% is about the dimension of somebody talking some separation away. From 10-30% is typical discussion near the sensor or music played at an ordinary dimension and 30-100% speaks to a range from individuals yelling to music playing at high volumes. These reaches are accepting a separation of around 1 meter between the sound source and the Sound Sensor.

[3]FLOWCHART



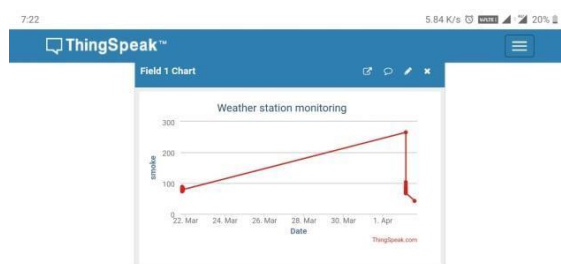
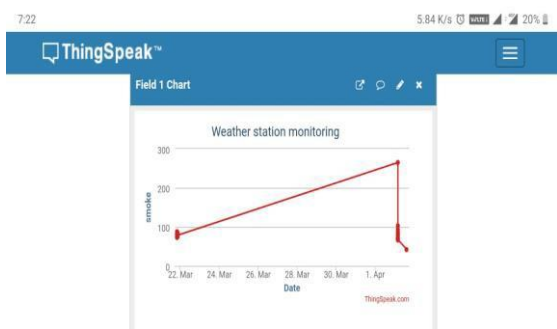
[4] RESULT

In the wake of detecting the information from various sensor gadgets, which are put specifically zone of intrigue. The detected information will be consequently sent to the web server and also display on LCD, when a legitimate association is built up with disjoin gadget.



The web server page which will allow us to monitor and control the system. By entering IP address of server which is placed for monitoring we will get the corresponding web page.

The web page gives the information about the intensity of Temperature, Humidity, Rain and the Smoke level variations in that particular region, where the embedded monitoring system is placed.



Cloud stockpiling for the sensor information The detected information will be put away in cloud (Google Spread Sheets). The information put away in cloud can be utilized for nonstop observing reason.

The demonstrates the commotion power levels and Noise levels in air at customary time interims. All the above data will be put away in the cloud, with the goal that we can give slanting of clamor power and Noise levels in a specific region anytime.

The demonstrates the sound force levels amid day time at normal time interims.

The demonstrates the sound force levels amid evening time. The demonstrates the normal sound power levels amid whole day. Contingent upon the normal esteem, limit esteem will be decided.

[5] CONCLUSION

This venture point is to gauge the different parameters like Temperature, Humidity, Rain fall and level, Light ward resistor, and constantly screen. The information can be put away on the web, which can be utilized to gauge climate and in the long run examine atmosphere designs, just as for other meteorological purposes. The framework utilizes a decent mix of simple and computerized sensors in wired and remote methods of activity. Subsequently, a proof of idea for an Internet of Things gadget for a remote climate observing framework has been built up.

[5] S. Gangopadhyay and M. K. Mondal, "A wireless framework for environmental monitoring and instant response alert," in 2016 International Conference on Microelectronics, Computing and Communications (MicroCom), pp. 1–6, Jan 2016.

REFERENCES

- [1] Sagar J.S.T., M. S. Balamurugan and J. A. Vivek, "A wireless framework for automotive monitoring systems," in Indian Journal of Science and Technology, Vol 8(19), IPL0146, August 2015.
- [2] Bulipe Srinivas Rao , Prof. Dr. K. Srinivasa Rao and Mr. N. Ome, "Internet of Things (IOT) Based Weather Monitoring system", IJARCCCE Journal, vol. 5, no. 9, sept. 2016.
- [3] M. H. Asghar, A. Negi, and N. Mohammadzadeh, "Principle application and vision in internet of things (iot)," in International Conference on Computing, Communication Automation, pp. 427–431, May 2015.
- [4] A. Gheith, R. Rajamony, P. Bohrer, K. Agarwal, M. Kistler, B. L. W. Eagle, C. A. Hambridge, J. B. Carter, and T. Kaplinger, "Ibm bluemix mobile cloud services," IBM Journal of Research and Development, vol. 60, no. 2-3, pp. 7:1–7:12, March 2016.