

FPGA IMPLEMENTATION OF DWT FOR ECG SIGNAL PRE-PROCESSING

ASHWINI DESHMUKH

Department of Electronics and Telecommunication, G.H Rasoni College of Engineering and Management Maharashtra,
India, ashwininc14@gmail.com

MRS.MANISHA WAJE

Department of Electronics and Telecommunication, G.H Rasoni College of Engineering and Management Maharashtra,
India, manisha.waje@raisoni.net

ABSTRACT:

This paper falls inside the extent of execution of Advanced Signal Processing (DSP) calculations in the best in class Field Programmable Gate Array (FPGA); along these lines, it shows an FPGA-based inserted framework outline and its assessment for a pre-handling phase of ECG flag investigation; such an outline employments the Discrete Wavelet Transform (DWT) approach. In this way, the framework bargains primarily with the pattern meander (BLW) evacuation also, the QRS location. As the DWT-based usage requires critical equipment assets, our framework is composed, in a soul of streamlining, to fit in ease and low-control FPGA gadget for convenient restorative hardware. It is created with the Xilinx configuration device, System Generator for DSP which is a module to Simulink. This equipment configuration is tried with ECG information records from the MIT-BIH Arrhythmia database. By a cautious visual examination of the reenactment comes about, we report that the entire outline gives a decent reaction particularly to the piece of BLW concealment; in addition, just this part concerning the BLW is tried with a JTAG Hardware co-reenactment in the accessible load up at the season of experimentation, that is the Nexys 3 board of Digilent including Xilinx SPARTAN 6 XC6SLX16.

KEYWORDS: DSP; DWT; ECG; FPGA; QRS detection.

I. INTRODUCTION:

As of late, biosensors have assumed an essential part in the assurance of pesticides, on the grounds that the mixes utilized as a part of its creation have anticholinergic properties furthermore, in this way firmly hinder cholinesterase compounds. Assessment of cholinesterase movement is the pivotal figure the development of biosensors, be that as it may, on account of multi component tests (more typical as a general rule) is significant incorporate fitting information preparing instruments to discover connections between the biosensor reactions and the measured information. By and large, it is essential a first information pretreatment venture keeping in mind the end goal to investigate and approve these acquired data [1]

Numerous applications related with the utilization of biosensor reactions involve information translation issue identified with:

- Uproarious records because of temperature changes; Information procurement clamor exhibit in records,
- Nearness of impedance flags in the biosensor reaction for the most part sullied by signs wanting the electrochemical gear i.e. potentiostats, attractive stirrings and indoor regulators Concurring with the hindrance strategy the reactions can be moderate which infers signals with data in low frequencies and countless per paper [1]

Along these lines, distinctive information handling systems have been proposed to accomplish better elucidation models and dispose of unimportant substance originating from unique information. Amid the most recent decade, Wavelet Transform (WT) has been general utilized in flag preparing examination were denoising and pressure is a vital stride in the information mining process.

Since the wavelet examination is completed by an advanced framework, we expected that the investigation is in time-discrete and depends of discrete parameters, for example, rate of get analogical flag, quantities of operations every second and determination of the information. These parameters are not considered when the wavelet changes are performed by PC furthermore, specific mathematician programming, however when the executions are situated towards particular applications or/and the need to work without a PC (advanced strong framework) equipment execution rises as an intriguing option. With the progression of the microelectronics, new patterns are situated to create wavelet changes executed in convenient frameworks with high precision, ease, brief time reaction and simple customized to be a reasonable alternative in electrochemistry adjustments[2].

In the most recent decade, diverse works of usage of discrete wavelet changes (DWTs) in view of Digital Signal Processors (DSPs), Field Programmable Gate-Array (FPGA) and CMOS innovation were accounted for, for example, an option of usage of wavelet changes into committed frameworks. The main devoted gadgets used to process the DWT were the DSPs, which have high process-registering power, rapid and ordinarily the produces demonstrated

full support. DSPs give some uncommon equipment units, for example, Multiply Accumulate (MAC) to enhance the execution of discrete wavelet change. By and by, these gadgets use to be costly, not perfect with other equipment and with the likelihood to utilize just a single preparing center; so assignments must be customized consecutively. For over a century, electrocardiographic checking by implies the ECG flag is a standout amongst the most broadly utilized analytic apparatuses in clinical drug; truth be told, it is connected to the quiet in the prehospital setting, serious care, crisis rooms, and so forth. ECG flag is the measure, by means of terminals gaining the voltage (potential distinction) on the body surface, produced by the heart electrical action. As outlined by the figure 1, the ECG is described primarily by 5 waves reflecting the movement of the heart amid a cardiovascular cycle (R-R interim); these waves are called P, Q, R, S and T; the Q, R, and S waves are dealt with as a solitary composite wave known as the QRS complex. The ECG flag is regularly portrayed by most extreme plentifulness of 1 mV and a data transmission of 0.05 Hz to 100 Hz [1, 2].

For the most part, the ECG investigation comprises of 3 phases: preprocessing arrange for giving a "perfect" ECG, highlights extraction arrange for acknowledgment of certain ECG attributes what's more, choice stage for final conclusion with support of therapeutic specialists. The objective of the pre-preparing stage, subject of this paper, is to give the components extraction organize with a flag free of ancient rarities or clamors which are signs disconnected to the ECG signal. Among these clamors, the AC control line impedance and the BL W delivered by patient developments and breath are by a wide margin the most predominant. In spite of the fact that, the QRS location is a specific and separate operation in the ECG investigation, it can be delegated a piece of the pre-handling organize, on the grounds that it fills in as a period reference for the components extraction organize [2].

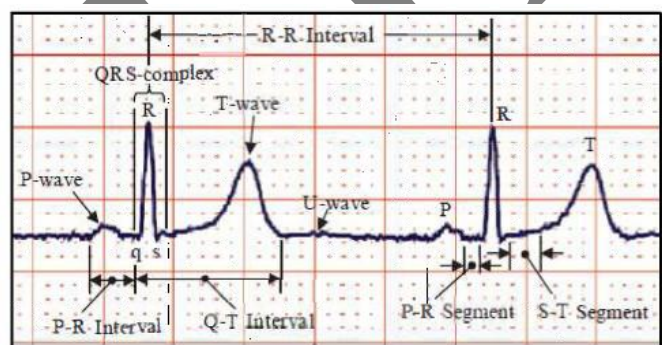


Figure1. Typical ECG for healthy person

In this work, we bargain especially with the gauge meander cancelation and the QRS discovery utilizing the DWT. Indeed, ordinarily the simple front-end ECG flag procurement frameworks can evacuate in effective way the

electrical cable impedance; however the BLW need influences emphatically the ST - section that speaks to an essential component to screen for ischemic conditions conclusion. Our execution depends on FPGA that has moved toward becoming, in the late years, key part to implement high performance DSP framework.

II. RELATED WORK:

One of the primary creators to report the utilization of these gadgets were[3], they build up a calculation in view of wavelet change reasonable for continuous usage. This calculation was executed in a SPROC-1400 gadget with a 50 MHz recurrence clock and was utilized to recognize ECG arrhythmia qualities. An application identified with DWT and the JPEG2000 picture pressure standard was depicted. The creators created wavelet motors on a DSP stage, in view of the alleged lifting plan. Utilizing this approach, creators displayed an execution examination between customary convolution and lifting plan, demonstrating that the later were quicker and computationally less requesting. After this work, [4]depicted a calculation to be implementable in DSP TMS3320C3X utilizing the direction parallel duplicate amass with round tending to modified in gather dialect program. Every one of the works specified have been executed effectively whole number discrete wavelet changes however don't create calculations that figure the drifting point DWT, when drifting point portrayal of DWT coefficients is required. In this sense, despite the fact that it is conceivable to actualize skimming point operations on DSP settled point structures, the principle disservice of this approach is identified with the tedious exchange information to and from memory.

So as to give adaptability to the DWT execution in light of wavelet channel length what's more, decay structure, usage in view of FPGA were proposed. The first recorded work, portraying an ongoing utilization of discrete wavelet change for sound what's more, video pressure is accounted for by[5]. In this work, the detailed design was modified in Verilog-HDI in a FPGA and backings higher equipment usage and the last plan accelerate the clock rate of DWT. comparative work is displayed by Zhang and Hu. Here the creators proposed a DWT calculation in view of pyramidal auxiliary information coding and it was modified in VHDL dialect. Most recent business related to this theme is exhibited by Knowles who revealed approach of basic particular and recursive equipment execution of DWT utilizing essential units: input delay, channel, enroll bank, and control unit. The execution in light of VLSI performs both high-and low-pass channel with only one arrangement of multipliers[7].

This short outline of works delineates the current patterns of DWT usage, conveyed out by various research gatherings. From one viewpoint, DSP usage have been

generally utilized in light of its simple approach to programming and its high accuracy registering. By the by, burdens, for example, non institutionalized compiler dialects and high equipment costs have advanced lately the utilization of FPGA devices. On the other hand, FPGA usage have points of interest to permit protecting parallel design utilizing programmable doors on a solitary chip, and the source code can be changed by the client with relative effortlessness. A notable disservice of these frameworks, is the need to combined with different peripherals, getting to be plainly hard to build a shabby particular framework [8]. As of late, the improvement of minimal effort programmable gadgets has made another group of microcontrollers with high effortlessness and adaptability of programming and wide equipment similarity. These gadgets called dsPIC® joins the best components of both microcontrollers and DSPs in a solitary center. These new elements consolidated with high handle speed guarantee to be the way to new execution methodologies of the DWT on a devoted gadget. In this section, we will endeavor to depict the way of discrete wavelet change to manufacture our execution show in any ease dsPIC chip for denoising and pressure biosensor reactions. The information expected to achieve our primary objective will be condensed along various segments to give the peruse thorough and particular data of the functional utilization of executed discrete wavelet change, for example, information pre-treatment device.

original signal. In DWT implementation ECG signal database is applied to MATLAB for creating GUI which contains the information about the heart beat rate of patient. Then this signal is interfaced with the FPGA module to implement DWT. By using the Xilinx software we are generating the code for implementing the DWT which is to be burn on FPGA module. Apply the database signal to FPGA module from PC through serial interface. Then output from FPGA is High frequency signal and Low frequency signal separated from each other which is given to PC.

Our proposed system is as shown in above fig.2. The role of PC in our project will be loading data ECG signal file and transmitting that file on serial port for FPGA. As most of latest PC or Laptops doesn't contain serial port we have to Serial to USB Converter. The main task of ECG preprocessing using DWT is performed on FPGA

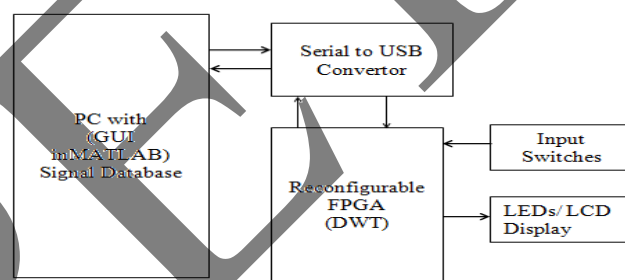


Figure2. Block diagram of DWT implementation using FPGA

III. PROPOSED SYSTEM:

The proposed system covers the following objective that can prove useful to the user.

- With the increasing need of noise removal from ECG signal we are proposing DWT architecture for preprocessing of ECG Signal.
- Our main Objective is to implement DWT processor in small area as possible.

The proposed system block diagram consists of the ECG signals used to measure the heart beat rate of patient. It helps the doctor to diagnose the problem or disease. There is some high frequency signals are present in the signal to remove this high frequency component from the original signal we are going to implement DWT in VHDL and then it will simulated Xilinx simulator 10.1 downloaded in Spartan 6. Discrete wavelet transformation is mathematical transform to decompose input signal into two types

- Low frequency components.
- High frequency components

Low frequency components contain the signal approximation and high frequency component contains the details of the signal. Pair of high pass & low pass filter along with decimator DWT separate out the noise from the

a. PC:

Role of PC in our system is to load ECG signal from database and convert samples of signal into binary bit stream. For that we will use MATLAB software. After binary bit stream generation that data needs to be transmitted to FPGA. Data will be transferred using serial protocol.

b. SERIAL TO USB CONVERTER:

A USB adapter is a type of protocol converter which is used for converting USB data signals to and from other communications standards.

Commonly USB adapters are used to convert USB data to standard serial port data and vice versa. Most commonly the USB data signals are converted to either RS232, RS485, RS422 or TTL serial data. The older serial RS423 protocol is rarely used anymore, so USB to RS423 adapters are less common.

c. FPGA:

DWT architecture will be implemented on FPGA. There different FPGA boards are available in market; we will use Spartan 6 FPGA board for our project implementation.

GUI remain for graphical UI, we include some content change over it into the ASCII esteem and send it to

the USB to serial convertor. In the wake of outlining GUI, spare this window by right tapping on each catch pick see callback in that callback then the matlab supervisor window will be shown and relating code for particular catch will be shown. We can compose the code in this window according to our prerequisite. Reenactment of GUI is appeared in figure3. In this, we select COM port when we associate serial to USB converter, after that we check the association is open or close. At that point we write the message and mystery key and send the information.

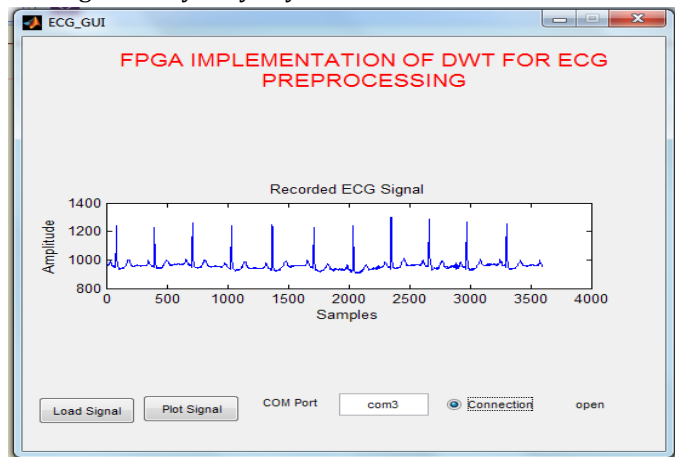


Figure3.GUI

FPGA is nothing but our cryptographic circuit.

CRYPTOGRAPHY

MAINLY INCLUDES:

- Plaintext - the first message which we need to send.
- Cipher text - the coded message which is only a mix of our plaintext information and key.
- Cipher- calculation for changing plaintext to Cipher text.
- Key information used in cipher known only to sender and receiver.

IV. RESULTS

The following results show the overall simulation of DWT in FPGA. Step by step implementing the results in which first diagram shows implementation of DWT transform for calibration of enzymatic biosensors

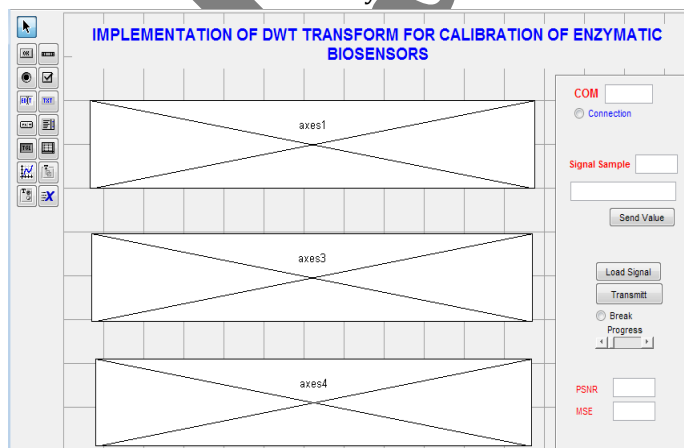


Figure4.Graphical user interface windows in Matlab

Fig 5 shows the graphical user interface with COM port connection which gives the connecting results of the DWT

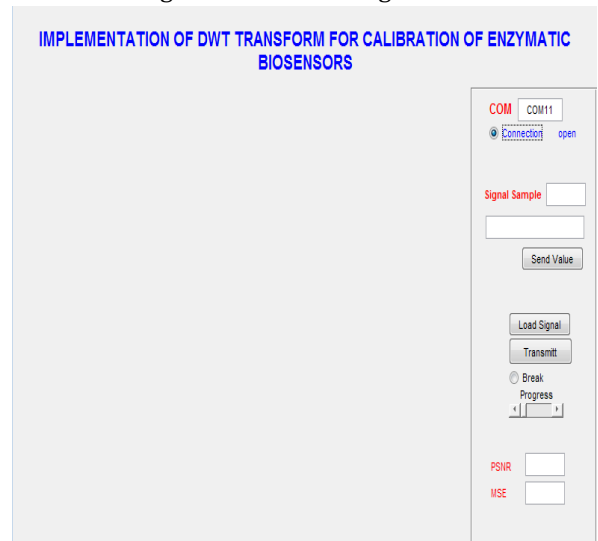


Figure5. GUI with COM port connection

Following figure shows the signal sample value output

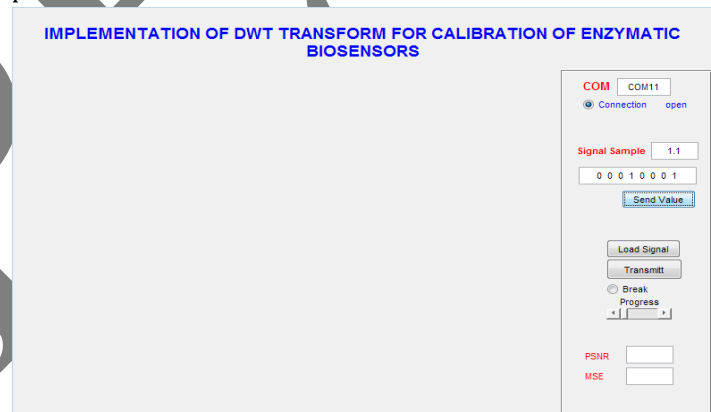


Figure6. Signal sample value output

Fig 7 shows the final ECG signal without carrying noise and baseline wander

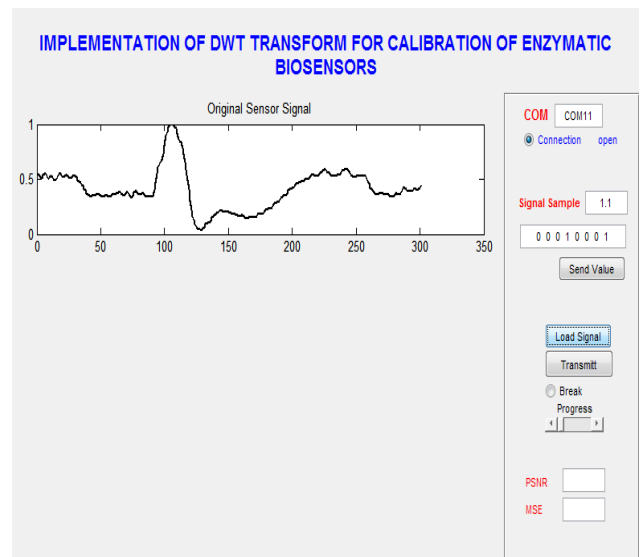


Figure7. Load ECG signal Output

V. CONCLUSION:

In this system, we have investigated the ability of the wavelet analysis to process the biomedical ECG signal, particularly the QRS detection and the BLW cancellation. The implementation is based on a small and low-cost FPGA the system is developed in the system generator for DSP tool, plug-in to Simulink. The system simulation was successful and due to the resources constraints, only a part of the system, i.e. the BLW suppression, was tested with JTAG Hardware co-simulation in the Nexys 3 board from Diligent; it was particularly successful. We report that, although the implementation of DSP systems based on DWT produces good results, it requires more resources compared to the implementation based on classic linear filtering. So, more investigation must be done to optimize such implementations, in terms of resources utilization and response time.

8) G. Webster, "Medical Instrumentation Application and Design," Wiley, 2010.

REFERENCES:

- 1) Rajendra Acharya U, AE. Spaan, Jasjit Suri and Shankar. Krishnan "Advances in Cardiac Signal Processing," Springer, 2007.
- 2) Addison P.S. (2002) The illustrated wavelet transform handbook. Institute of Physics,
- 3) E. Castillo, D. P. Morales, A. Garcia, F. Martinez-Marti, L. Parrilla and A. 1. Palma, "Noise Suppression in ECG Signals through Efficient One-step Wavelet Processing Techniques," Journal of Applied Mathematics, vol. 2013, Article ID 763903, 13 pages, 2013. doi:10.1155/2013/763903 Publishing London, May 2013.
- 4) Er. Manpreet Kaur & Er. Gagandeep Kaur M.Tech (CSE), RIMT Institute of Engineering & Technology, Mandi Gobindgarh, Punjab, India, "Extraction of Unwanted Noise in Electrocardiogram (ECG) Signals Using Discrete Wavelet Transformation," International Journal of Innovative Research in Computer and Communication Engineering, Vol. 1, Issue 10, December 2013.
- 5) Fei Zhang and Yong Lian, Fellow "QRS Detection Based on Multiscale Mathematical Morphology for Wearable ECG Devices in Body Area Networks" IEEE Transactions On Biomedical Circuits And Systems, Vol. 3, No. 4, August 2009.
- 6) EL Mimouni El Hassan & Fez, Morocco Mohammed Karim University Sidi Mohammed Ben Abdellah, Fez, Morocco, "An FPGA-Based Implementation of a Pre-Processing Stage for ECG Signal Analysis Using DWT", (IEEE) 978-1-4799-4647-1/14/\$31.00, 2014.
- 7) Ehrentreich F. (2002) Wavelet transform applications in analytical chemistry. Analytical and Bioanalytical chemistry vol.372, pp. 115-121..