

SMART FERTIGATION SYSTEM FOR HYDROPONICS FARMING

MR.RAHUL NALWADE

M.E (Digital System), JSPM's JSCOE Pune, India, rn.aryan2809@gmail.com

MR.TUSHAR MOTE

Assistant Professor, JSPM's JSCOE, Pune, India. motetushar@yahoo.com

ABSTRACT:

Agriculture is the heart of India's monetary action and our experience amid the most recent 70 years has shown the solid connection between rural development and financial riches. The present agricultural framework is a blend of extraordinary accomplishments and missed open doors in India. In the event that India need to wind up plainly capable monetarily on the planet, our agrarian efficiency ought to be equivalent to those nations, which are right now appraised as financial energy of the world. We require another and rising innovation which can enhance persistently the efficiency, productivity, nature of our significant cultivating frameworks. One such innovation utilized as a part of India is the nursery innovation. In spite of the fact that it is hundreds of years old, it is new to India.

In India, reliance on farming efficiency and geological conditions contribute majors to underdevelopment and destitution. These can be accomplished by option new and most recent innovation of cultivating, for example, hydroponics. The objective of this venture is to outline and develop a hydroponic framework which is completely programmed that can be coordinated into the agricultural educational modules while presenting business aptitudes.

KEYWORDS: Hydroponics farming; Non-circulating method; Soil-less culture.

I. INTRODUCTION:

Agriculture is a very important piece of life for the human species which is the fundamental necessary wellspring of sustenance grains what's more compare to other fundamental materials required for human being. It plays vital role in the development of nation's economy, modernization and improvement. It also acts as a very big option for business to the general population. Development in agriculture filed is fundamental for the improvement of financial state of the nation. Tragically, numerous farmers still utilize the conventional methods of cultivating which brings about low yielding of harvests, natural products and money too. Be that as it may, wherever automation had been actualized and human creatures had been supplanted via programmed apparatuses, the yield has been enhanced and less work

needed. The greater part of the papers means the utilization of remote sensor organize which gathers the information from various sorts of sensors and after that send it to principle server utilizing remote convention for agriculture system. The collected information can be used to decide irrigation, harvesting parameters of that plant. Observing natural parameters are insufficient and finishes answer for enhance the yield of the harvests. Require automation to make strides the yield of the harvests.

In this particular paper our system does attomation of hydroponics farming for tomato plant completely. In which, Automation of water supply along with nutrient solution, maintenance of tomato farm temperature & solution temperature at required level, maintenance of nutrients pH level and EC (Electrical conductivity) at required level, automation providing sufficient light for proper tomato plant growth. Also it displays values of different parameters like pH, Temperature, EC etc. on display panel and related info will be send to owner mobile through GSM.

II. LITERATURE REVIEW:

Hydroponics by department of agriculture Sri-Lanka proposes different methods of hydroponics farming for different plant in which they have mention different reliable operating conditions for tomato plant in hydroponics along with basic requirements of nutrient solution at different stages of growth. They have also proposes How time to time pH and EC monitoring of nutrient solution affect the growth of plant but that is to be done here in manual method. [1]

Hydroponic Lettuce Handbook by Dr. Melissa Brechner & Dr. A.J. Both propose hydroponic greenhouse production system was designed for small operations to provide local production of head lettuce as well as employment to the proprietors. Their research groups have experimented with many forms of hydroponics but have found this floating system to be the most robust and forgiving of the available systems. Their system is built around consistent production 365 days of the year. Their system quires a high degree of environmental control including supplemental lighting and moveable shade to provide a target amount of light which, in turn, results in a predictable amount of daily growth. [2]

Field Monitoring and Automation utilizing IOT in Agriculture Area proposes the upsides of having

Information and Correspondence Technology (ICT) in Indian agrarian area, which demonstrates the way for provincial ranchers to supplant a portion of the ordinary systems. Observing modules are exhibited utilizing different sensors for which the data sources are nourished from Knowledge base. A model of the system is done utilizing TI CC3200 Launchpad interconnected sensors modules with other vital electronic devices. The framework conquers confinements of customary farming strategies by using water asset productively and furthermore diminishing work cost. [3]

In our paper how one can do automation of Tomato plant hydroponics farming is explain completely. In which, Automation of water supply, maintenance of farms temperature at required level, maintenance of nutrients pH level and EC (Electrical conductivity) of nutrient solution at required level, provide required light for farm along with displaying all required parameter value on display panel and related info will be send to owners mobile through sms.

III. HYDROPONICS:

3.1 WHY HYDROPONICS?

Soil is generally the most accessible developing medium and plants ordinarily develop in it. It gives dock, supplements, air, water, and so forth for fruitful plant development. Change of a soil another developing medium has a tendency to be costly. Notwithstanding, soils do posture genuine constraints for plant development, at times. Nearness of sickness bringing on life forms and nematodes, inadmissible soil response, ominous soil compaction, poor seepage, debasement because of disintegration, and so forth are some of them.

Further, ceaseless development of harvests has brought about poor soil fruitfulness, which thus has diminished the open doors for normal soil ripeness develops by organisms. This circumstance has prompted poor yield and quality. Also, traditional yield developing in soil (Open Field Agriculture) is troublesome as it includes expansive space, parcel of work and extensive volume of water. Furthermore, in a few spots like metropolitan regions, soil is most certainly not accessible for yield developing. Another significant issue experienced since generally is the trouble to contract work for ordinary open field agriculture.

Hydroponics or soil-less culture is an arrangement of developing plants which decreases a portion of the previously mentioned issues experienced in ordinary harvest development.

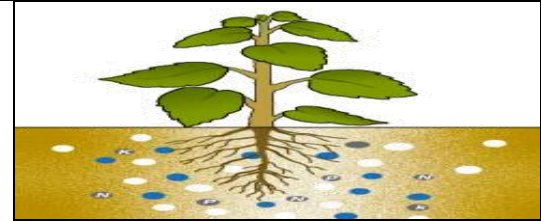


Fig.1. Soil based culture

Hydroponics offers chances to give ideal conditions for plant development and along these lines; higher yields can be acquired contrasted with open field farming. Hydroponics or soil less culture offers methods for control over soil-borne maladies and nuisances, which is particularly alluring in the tropics where the life cycles of these living beings proceeds continuous thus does the danger of invasion.

In this way the expensive and tedious undertakings of soil cleansing, soil improvement, and so on can be maintained a strategic distance from with hydroponics arrangement of development. It offers a perfect working condition and in this way enlisting work is simple.

3.2 WHAT IS HYDROPONICS?

Hydroponics or soil-less culture is an innovation for developing plants in supplement arrangements that supply every supplement component required for ideal plant development with or without the utilization of an latent medium, for example, rock, vermiculite, shake fleece, peat greenery, saw tidy, coir clean, coconut fiber, and so on to give mechanical support.



Fig.2. Hydroponics/Soil less culture (KVK, Baramati)

Initially, the creation framework is disconnected from the dirt. Planting happens at a helpful stature, where soil contamination has no effect. It takes into account vegetables to be delivered "without land" and in little physical spaces.

3.3 BASIC REQUIREMENTS OF TOMATO HYDROPONICS:

- i. An answer upkeep of corrosiveness or alkalinity (pH) and electrical conductivity (EC) in reasonable reaches for plant root framework.
- ii. Water
- iii. The supplement arrangement or the manure blend utilized must contain all smaller scale and large scale components important for plant

iv. The temperature and air circulation of the supplement arrangement is appropriate for plant root framework.

Table 1. BASIC NEED OF TOMATO HYDROPONICS FARMING

pH requirement	5.8-6.5
Temperature requirement	20-30 degree Celsius
Light requirements	14-16 hours per day
EC requirement	1.5-2.5 dS/m

3.4 SOLUTION REGARDING PROBLEM FLUCTUATION IN PH & EC RANGE OF NUTRIENT SOLUTION:

At the point when pH strays outside the perfect. It can be brought down by including weaken centralizations of phosphoric or nitric acids and rose by including a weaken centralization of potassium hydroxide.

At the point when plants take up supplements and water from the arrangement, the aggregate salt focus, i.e., the EC of the arrangement changes. On the off chance that the EC is higher than the prescribed range, new water must be added to diminish it. In the event that it is lower, add supplements to raise it.

Hydroponics frameworks are additionally arranged as open (i.e., once the supplement arrangement is conveyed to the plant roots, it is not reused) or shut (i.e., surplus arrangement is recuperated, renewed and reused). Current hydroponics frameworks of development can be ordered by the strategies utilized. A hydroponic strategy alludes to the technique for applying supplement answer for the plant roots.

IV. METHODOLOGY USED FOR HYDROPONICS:

4.1 NON CIRCULATING METHOD:

The supplement arrangement is not coursed but rather utilized just once. At the point when its supplement focus abatements or pH or EC transforms, it is supplanted.



Fig.3. Non Circulating method

4.1.1 ROOT DIPPING TECHNIQUE:

In this method, plants are developed in little pots loaded with small developing medium. The pots are put such that bring down 2 - 3 cm of the pots is submerged in the supplement arrangement shown in Fig.4. A few roots are dunked in the arrangement while others linger palpably over the answer for supplement and air assimilation, separately. This method is simple and can be created utilizing effortlessly accessible materials. This 'low tech'

developing strategy is modest to build and needs little upkeep. Essentially, this procedure does not require costly things, for example, power, water pump, channels, and so on. For root edits be that as it may, a dormant medium must be utilized.




Fig.4. Concept, real photograph of Hydroponics farm

V. SYSTEM DESIGN AND REALIZATION:

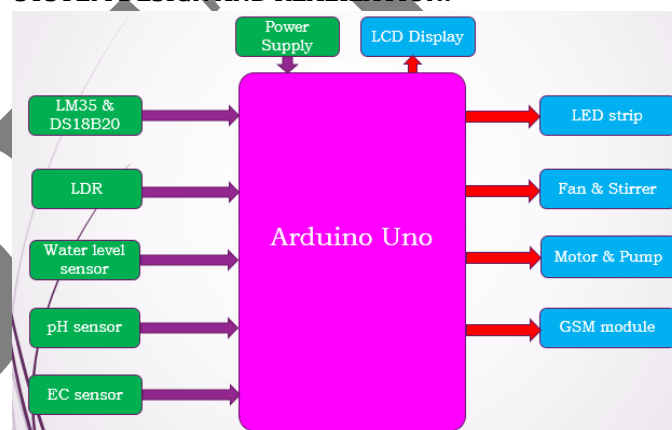


Fig.5. Architecture of the system

It consists of Arduino Uno board, Solar Panel, Battery, Temperature sensor, LDR, Water level sensor, pH level sensor for nutrients, EC(Electrical conductivity) sensor for nutrients solution, LED strip, LCD display, Fan for cooling, Motor for water & nutrients, GSM, Alarm & LED indications shown in Fig.5.

As in hydroponics farming, Plants are grows in soil-less culture means only water along with nutrients in PVC pipe environment. So it is a very important thing to maintain water level along with maintaining pH level and EC of nutrient solution. For sensing water level in PVC pipe which is to be maintain in such a way that roots of plant goes under water. When level of water not maintains as prescribe motor used to pump water inside PVC pipe.

The optimum pH range for hydroponic nutrient solution is between 5.8 and 6.5 maintain using pH level sensor and The ideal Ec range for hydroponics is between 1.5 and 2.5 dS/m maintain by EC sensor if values are not in prescribe range then nutrient solution along with water added to maintain that. In some cases complete water nutrient solutions are need to be replaced.

Temperature to be maintained healthy for plant by sensing temperature using sensor and cooling fan. LDR used to detect low light case for plant and maintaining

healthy light condition for plant using LED strip. Solar panel to convert solar energy to electrical energy in battery.

LCD display to display information about Temperature, Water level, pH level & EC level of nutrients. Alarm & LED used for indication. Each & every information regarding hydroponics farming to Owners mobile via GSM.

5.1 HARDWARE REQUIREMENTS:

- **Arduino Uno:** Arduino Uno Atmega 328 microcontroller used here which is nothing but the heart of system which collects sensor output data; process it and controlling functionality of system with 6 analog input pins and 14 digital input pins with TX, RX included.
- **Temperature sensor:** To sense the temperature of water & farm temperature sensors are used. After sensing temperature data given to Arduino. LM35 used here as an Air temperature sensor and DS18B20 Water temperature sensor shown in Fig.8.b).
- **LDR:** Light dependent resistor used here to sense light intensity of farm and gives out respective data to Arduino. This is a very small light sensor. A photocell changes (also called a photo detector, CdS or photoconductive cell) resistance depending on the amount of light it is exposed to. These little sensors make great ambient light triggers (when light in the room turns on, does something). Light resistance: ~1k Ohm. Dark resistance: ~10k Ohm
- **Water/Nutrient solution level sensor:** Used to sense the level of water/nutrient solution inside PVC pipe and gives out respective data to Arduino. For sensing water level in PVC pipe which is to be maintain in such a way that roots of plant goes under water. Float sensor used which detect required level of water/nutrient solution.
- **pH sensor:** Used to sense the pH level of nutrient solution inside PVC pipe and gives out respective data to Arduino shown in Fig. 8.a). The optimum pH range for hydroponic nutrient solution is between 5.8 and 6.5 maintain using pH level sensor. pH sensor have range of 3 to 10.
- **EC sensor:** Electrical conductivity sensor used to sense EC of nutrient solution inside PVC pipe and gives out respective data to Arduino. The ideal Ec range for hydroponics is between 1.5 and 2.5 dS/m maintain by EC sensor.
- **LCD:** To display pH level, Temperature of farm and water, EC level of nutrient solution LCD display is used. 16x2 LCD display used here.
- **LED strip:** When light inside farm goes below required level sense by LDR in that case LED strip turns on under control of Arduino. 12V operated LED strip used

here.

- **Fan for cooling:** When the temperature of Farm goes above required level sense by temperature sensor then Fan turns on for cooling under control of Arduino. 12V DC fan used here.
- **Motor for Water and nutrients supply:** When water/nutrient solution level in PVC pipe goes below required level and also when EC level of nutrient solution goes below or above required range then motor on to supply water and nutrients to plants under control of Arduino. 12V DC operated pump used here for water and nutrients supply. 12V operated relay used here for isolation and switching.
- **GSM:** Used to send message to owner of farm regarding pH value, EC value, Temperature and unusual condition alerts. SIM800 GSM module used here for communication.
- **Solar Panel:** System use Renewable source of energy for power supply requirements. Solar panel used here is 10W.
- **Battery:** 12V DC, 7.5A battery used here for storing DC power supply.

TABLE 2. HARDWARE SPECIFICATION

pH sensor range	1-14
Temperature sensor LM35	-55 – +150 degree Celsius
Temperature sensor- waterproof(DS18B20) measurement range	-55 – +125 degree Celsius
Operating voltage	3.3 – 12 volts
GSM module	Quad band 850/900/1800/1900MHz

5.2 SOFTWARE REQUIREMENTS:

- 1.6.8, an Arduino programming environment is used for writing code in the Arduino programming language to instruct the Arduino, writes embedded c code, compile and execute them.
- Proteus 8.1 used here for circuit simulation and results verification.
- Eagle 5.7 used here for PCB layout preparation.

5.3 ADVANTAGES OF SYSTEM:

- Limitations of conventional manual method Hydroponics farming are solved using automation of hydroponics farm.
- pH and EC of nutrient maintain here using this system.
- Need not to be go to farm and measure pH & EC
- Measurement of pH and EC does automatically and inform to Farm owner about values through GSM.
- If pH & EC are not in required range then maintain automatically in required range by adding fresh water or nutrient solution.

- If temperatures of farm and solution rise above range that can be maintain using cooling Fan so limitation of manual hydroponics of yield decrease solved.
- Energy input problem solve using Solar panel technology.
- Aeration problem solved by using oxygen pump.
- In winter season and rainy season problem of low light is there that can be also solved using LED strip.

5.4 LIMITATIONS OF SYSTEM:

- Higher initial capital expenditure.

VI. RESULTS AND MEASUREMENTS:

I got favorable results regarding my hydroponics farming which are shown below. This shows display of farms parameters and also shows result on owners mobile through SMS using GSM module.

Fig.6. shows actual system of Hydroponics farming in which Arduino Uno, pH sensor, Temperature sensors, LDR,EC sensor, Pump, Stirrer, Fan, LED strip etc.



Fig.6. Actual system of Hydroponics Farming

Fig.7. shows result of system on LCD display panel regarding control system and conditions; it also sends sms of operating conditions using GSM on owners mobile




Fig.7. Result on LCD display & mobile

VII. CONCLUSION:

Automation of Tomato Hydroponic farming done to have many advantages for healthy growth of plants which leads to increase in yield of farm with proper amount of nutrient, light, water and in healthy temperature conditions. That can be done here using Arduino based automation of water and nutrient solution with proper management of temperature. It also shows indicators and alarm system in unusual conditions. Also inform to farm

owner about happenings of hydroponics farm. In this way proposed system has many advantages over conventional manual hydroponics.

ACKNOWLEDGMENT:

We sincerely thankful to all teaching staff as well as ME students for their kind support. We thankful to E&TC HOD Dr.D.B.Salunke, Principal Dr.M.G.Jadhav and campus director of JSPM's JSCOE, for providing us all necessary facilities.

REFERENCES:

- 1) Ministry of Agriculture, "Hydroponics," Department of Agriculture, Sri-Lanka.
- 2) Dr. Melissa Brechner, Dr. A.J. Both, "Hydroponic Lettuce Handbook", Cornell Controlled Environment Agriculture (CEA).
- 3) Mohanraj I, Kirthika Ashokumar, Naren J, "Field Monitoring and Automation using IOT in Agriculture Domain," ScienceDirect,6th international conference on advances in computing & communications, ICACC 2016, 6-8 September 2016, Cochin, India.
- 4) Nikesh Gondchawar, Prof. Dr. R. S. Kawitkar, "IoT based Smart Farm," IJARCC, Vol. 5, Issue 6, June 2016.
- 5) Hirofumi Ibayash, Yukimasa Kaneda, Jungo Imahara, Naoki Oishi, Masahiro Kuroda and Hiroshi Mineno "A Reliable Wireless Control System for Tomato Hydroponics", MDPI, Basel, Switzerland, 5 May 2016
- 6) Nicholas A. Heredia "Design, Construction and Evaluation Of A Vertical Hydroponic Tower", Bio Resource and Agricultural Engineering, Department, California Polytechnic State University, San Luis Obispo, 2014.
- 7) RR Kumar and JY Cho, "Reuse of Hydroponic waste solution", Environ Sci Pollut Res (2014), <http://link.springer.com/article/10.1007/s11356-014-3024-3>,2014
- 8) M.F. Saaid, N.A.M. Yahya, M.Z.H. Noor, M.S.A. Megat Ali "A Development of an Automatic Microcontroller System for Deep Water Culture (DWC)" IEEE 9th International Colloquium on Signal Processing and its Applications, 8 - 10 Mac. 2013,
- 9) L. A. Velázquez, M. A. Hernández, M. León R. B. Dominguez, J. M. Gutiérrez " First Advances on the Development of a Hydroponic System for Cherry Tomato Culture" 10th International Conference on Electrical Engineering, Computing Science and Automatic Control (CCE) Mexico City, Mexico. September 30- October 4, 2013.
- 10) Mamta D. Sardare, Shraddha V. Admane "A Review On Plant Without Soil – Hydroponics", IJRET, Mar-2013.

- 11) Cheryl Kaiser, Matt Ernst, "*Hydroponic Lettuce*", University Of Kentucky College Of Agriculture, Food and Environment, Dec 2012.
- 12) Yang Chenzhong, Huang Yinchuan, Zheng Weihong, "*Research of hydroponics nutrient solution control technology*", 5th World Congress on Intelligent Control and Automation, Vol.1, June 15-19, 2004.

IJRPET